



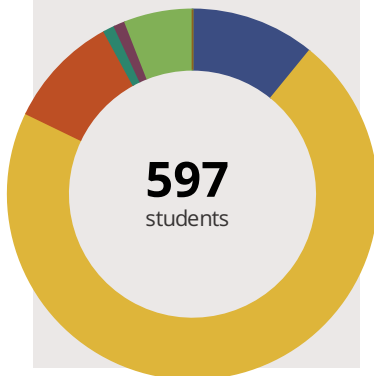
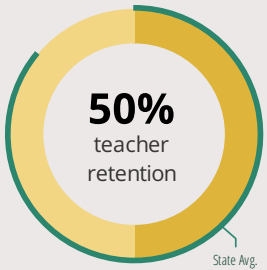
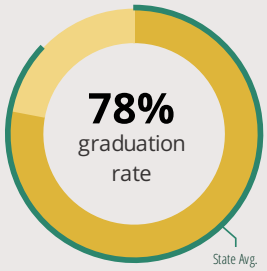
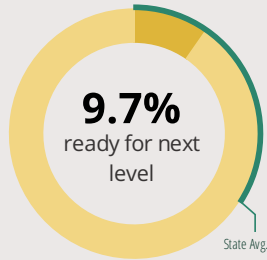
QUEST CHARTER SCHOOL ACADEMY

2503 N UNIVERSITY ST PEORIA, IL 61604 2601 (309) 402-0030

Grades: 5-12
District: PEORIA SD 150

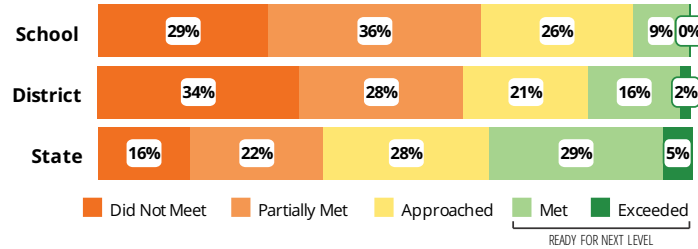
Principal: Dr. Nicole Wood
Superintendent: Dr. Sharon Desmoulin-Kherat

FAST FACTS



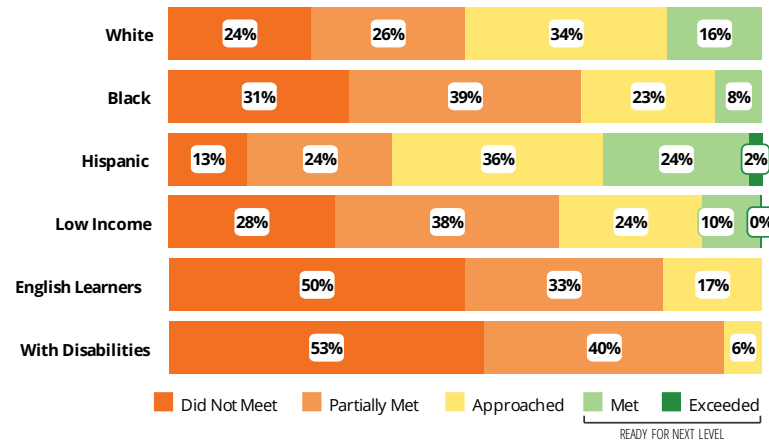
Academic Success

All Illinois students in grades 3-8 take the PARCC assessment each year. High school students take the SAT in Math and English Language Arts.



Success by Student Group

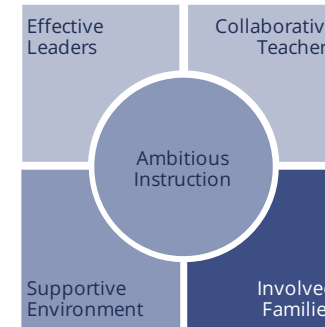
This display shows PARCC performance levels for each student group. No data is shown for groups with fewer than 10 students.



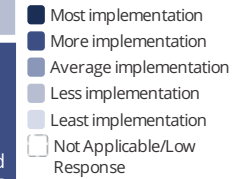
Student Characteristics

White	11%	Low Income	70%
Black	72%	English Learners	2%
Hispanic	10%	With Disabilities	9%
Asian	1%	Homeless	0%
American Indian	1%		
Two or More Races	6%		
Pacific Islander	0%		

School Environment



The **5Essentials Survey** allows students in grades 6-12 and all teachers to share their perspectives on essential conditions for learning. The anonymous survey consists of 5 components.

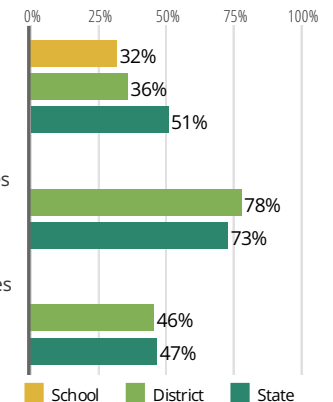


Response Rates	
Students	71%
Teachers	91%

- Less Effective Leaders**
Do principals and teachers implement a shared vision for success?
- Less Collaborative Teachers**
Do teachers collaborate to promote professional growth?
- Average Ambitious Instruction**
Are the classes challenging and engaging?
- Average Supportive Environment**
Is the school safe, demanding, and supportive?
- More Involved Families**
Does the entire staff build strong external relationships?

College Readiness

Ready for College Coursework
Students who meet or exceed ACT college readiness benchmarks



Postsecondary Enrollment
Students who enroll at colleges and universities

Postsecondary Remediation (lower is better)
Students enrolled in Illinois community colleges who require remedial coursework



QUEST CHARTER SCHOOL ACADEMY

School Highlights

Academic Courses

High Expectations: We believe all students should have the opportunity to attend & succeed at a four-year college. Our goal is 100 percent college acceptance. Rigorous, College-Prep Curriculum: A focus on science, technology, engineering, & math, combined with innovative teaching methods & academic support programs, ensures you're ready for college

Physical Education, Health and Wellness

We utilize the Mind Up Curriculum at our Middle School to develop social emotional wellbeing. We offer physical education and health courses on both campuses.

Other Programs and Activities

8-9th Grade Transition Workshops, After School Clubs, After School Tutoring, Band, Cadettes Program for Boys through Peoria Police Department, Career Education Events, Choir, Conflict Resolution, Drama/Theatre, Drumline, Family Core, Family Nights, Key Club, Mentoring Program, National Honor Society, Neighborhood Association Partnership, Parent Associations, Peace Circles, Prestige Girls Group, Respite, Robotics, Role Model Series, Saturday Tutoring, Scholastic Bowl, Spoken Word Team, STEM Ca...

School Awards

2014 - Illinois Network of Charter Schools Teacher of the Year 2015 - 40 Leaders Under 40 Award Recipients (2) 2016 - 40 Leaders Under 40 Award Recipient 2017 - Illinois Network of Charter Schools High School Teacher of the Year

Career Development Courses and Programs

We have an intense College and Career Pathway that exposes students to a wide variety of careers so that you can have a better understanding of career options & opportunities available in the science, technology, engineering, & math fields. Job shadowing, college visits, a hands on Capstone project are just a few of the experiences you will have.

Athletics

Boy's Basketball, Boy's Bowling, Boy's Cross Country, Boy's Football, Boy's Golf, Boy's Soccer, Boy's Track & Field, Girl's Basketball, Girl's Bowling, Girl's Competitive Cheerleading, Girl's Cross Country, Girl's Golf, Girl's Soccer, Girl's Track & Field, Girl's Volleyball, Steppers

School Personnel Resources

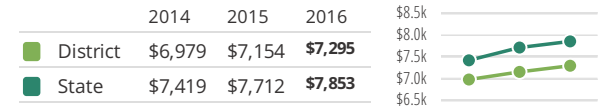
College and Career Counselor, Curriculum Specialist, Dean of Discipline, English as a Second Language Teacher, General Administrator or General Supervi, Hallway Monitors, Instructional Leadership Team, Lead Teachers, Paraprofessional, School Guidance Counselor, School Guidance Counselor Intern, School Social Worker, School Social Worker Intern, Senior Leadership Team, Special Education Teacher, Speech Language Pathology Teacher, Technology Specialist

Facilities

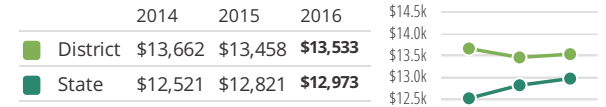
We are proud to be located on 2 beautiful campuses. Our Middle School is a historical building which will celebrate it's 100 year anniversary in 2020. Our High School has recently been named the Glen Barton Campus in memory of our founder and former President, Glen Barton. We are proud to have a bus stop conveniently located at our High School.

District Finance

Instructional Spending per Pupil includes only the activities directly dealing with the teaching of students or the interaction between teachers and students.



Operational Spending per Pupil includes all costs for overall operations in this school's district, including Instructional Spending, but excluding summer school, adult education, capital expenditures, and long-term debt payments.



Educator Measures

This school has had **3 principal(s)** over the past 6 years. In the last three years, an average of **50% of teachers** return to this school each year.

Student Attendance and Mobility

Attendance Rate

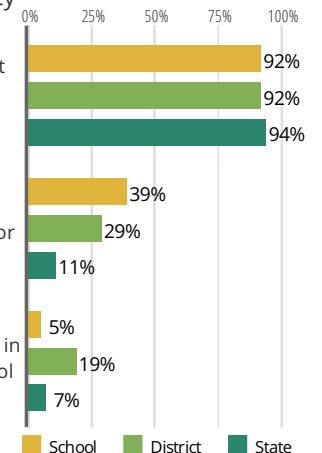
Rate at which students are present at school, not including excused or unexcused absences

Chronic Truancy Rate

Percentage of students who have been absent without valid reasons for 5% or more of regular school days

Student Mobility

Percentage of students who transfer in or out of the school during the school year, not including graduates



FOR MORE INFORMATION

Visit IllinoisReportCard.com to see additional details about each item of information for this school. There you will find charts spanning multiple years, detailed explanations, resources, more of the school's programs and activities, and powerful tools that let you dig deeper into data.

Most of this data has been collected by ISBE from school districts through data systems. Some information, such as the School Highlights, is entered directly by principals and can be updated throughout the year.